

# Worshipful Master Lodge Discussion Series

## Title: Junior Master of Ceremonies

Version: 1.0

Purpose: Test whether the conditions you set up for others actually match what they need to succeed. Help brothers see the difference between a person's readiness and the clarity of the situation they are walking into.

Keywords: preparation, fairness, context, readiness, alignment




### Materials Needed:

None

### Supporting Content/Guides

PDF - AMW Groundrules

### Related Podcast Episodes:

-  Hidden Tool #1 - Metallic Objects & The Preparing Room
-  The Junior Warden: Noticing Before You Numb
-  The Master Mason Series – Part III: The Workman and the Work



### Setup:

*WM Time Needed:*

2 minutes

*Member Time Needed*

None

### Considerations:

Individuals in the lodge will participate in different ways. Challenging a member to participate in a way that is uncomfortable for them should only be done with a skilled facilitator and a high-trust group.

### Messaging:

Most of us think a fair test is just a clear test. But fairness also means the person knows what he is walking into before he has to perform. The Junior Master of Ceremonies is the man who makes sure the conditions are right so that readiness shows up as readiness, not confusion. Tonight we are testing whether you know how to spot when the setup is wrong.

### Key questions:

“When someone steps into a new role or faces a real test, what does proper preparation look like from the outside? What does a person notice about the conditions before he has to perform?”

“Does any of that sound familiar in your own work or life? Where have you had to set up the conditions for someone else, or where has someone set them up for you?”

“What is the hardest case you have seen, where the person was ready but the situation was not, or the situation looked clear but something important was still missing? How did you know something was off?”

“If this lodge truly lived this principle, what would a visitor see in how we bring a man through the degrees, or how we assign someone to a task?”

“Where did this conversation show you something about the difference between a person's actual readiness and whether the conditions let him show it?”

### Wrap-up:

Touch on the key points and highlights of the discussion. Pay special attention to discoveries or immediate learnings by the participants. Personalize positive feedback with “I really valued Brother [John's] point about X, or Y”

# DISCUSSION

Date of Meeting:

---

Rating? ☆ ☆ ☆ ☆ ☆

Key Points

---

---

---

---

Takeaways

---

---

---

---

The Best Part:

---

Thing's I'd do differently next time:

---

---

Do this again?  Y  N

If so, how often? \_\_\_\_\_

