

Worshipful Master Lodge Discussion Series

Title: 24-Inch Gauge

Version: 1.0

Purpose: Examine how a man actually spends his time, and test whether his hours tell the truth about what he says he values.

Keywords: allocation, proportion, clarity, capacity, purpose




Materials Needed:

None

Supporting Content/Guides

PDF - AMW Groundrules

Related Podcast Episodes:

-  Balancing Time with Masonry's Tools: A Level-Headed Approach
-  The Gauge, the Gap, and the Wait: When Time Becomes the Test
-  Managing Your Time and Maximizing Your Impact



Setup:

WM Time Needed:

2-3 minutes

Member Time Needed

None

Considerations:

Individuals in the lodge will participate in different ways. Challenging a member to participate in a way that is uncomfortable for them should only be done with a skilled facilitator and a high-trust group.

Messaging:

Most brothers assume that being busy means being effective, and that a full schedule means their priorities are in order. Neither one is true. Tonight we look at what your actual time says about what you actually believe matters. By the end, you should be able to see the difference between what you say you value and what your calendar proves you do.

Key questions:

“What does a realistic schedule look like? When you see someone who seems to have his time in proportion to what he actually cares about, what does that look like from the outside?”

“Does any of that sound familiar in your own life right now? Where do you see yourself managing that kind of proportion, or struggling to find it?”

“When have you discovered that you promised your time to something that didn't actually fit your capacity? How did you know it was time to face that?”

“If a visitor watched how this lodge distributes its hours across the degrees, the meetings, the ritual, and the fellowship, what would those proportions tell him we truly value?”

“Is there something about how you spend your time that surprised you in this conversation, or that you are still sitting with?”

Wrap-up:

Touch on the key points and highlights of the discussion. Pay special attention to discoveries or immediate learnings by the participants. Personalize positive feedback with “I really valued Brother [John's] point about X, or Y”

DISCUSSION

Date of Meeting:

Rating? ☆ ☆ ☆ ☆ ☆

Key Points

Takeaways

The Best Part:

Thing's I'd do differently next time:

Do this again? Y N

If so, how often? _____

